

SAFELY CLEANING YOUR GLASSES



Ideally you want to **clean your glasses each day you wear them** because smudges, dirt, dust, and oils can all affect your vision and lifespan of your lenses. We recommend the following cleaning protocol:

- 1 Wash your hands**
using a lotion free, antibacterial soap to prevent dirt and oil from spreading to the lenses.

- 2 NEVER wipe dry lenses**
Always apply a specified lens cleaner or room temperature water and additive-free dish soap (we suggest Dawn) prior to cleaning the lenses.


- 3 Hold the frame by the nose bridge**
to help prevent accidentally breaking or bending the frame. Wipe your lenses from the outside edge toward the nose.

- 4 Don't forget to clean the nose pads**
and the temples to remove excess make-up and hair products. Dirt and oil from our skin and hair can accumulate, resulting in greasy frames that are more likely to slip.


- 5 Let the lenses air dry**
or use a microfiber cloth for drying. Using clothing, washcloths or napkins can cause microscopic scratches to the lens surface.

PRO TIP:

When washing your lens cloths, **don't use fabric softeners or dryer sheets!**
Let the cloth air dry.



SAFELY CLEANING YOUR GLASSES



Ideally you want to **clean your glasses each day you wear them** because smudges, dirt, dust, and oils can all affect your vision and lifespan of your lenses. We recommend the following cleaning protocol:

- 1 Wash your hands**
using a lotion free, antibacterial soap to prevent dirt and oil from spreading to the lenses.

- 2 NEVER wipe dry lenses**
Always apply a specified lens cleaner or room temperature water and additive-free dish soap (we suggest Dawn) prior to cleaning the lenses.


- 3 Hold the frame by the nose bridge**
to help prevent accidentally breaking or bending the frame. Wipe your lenses from the outside edge toward the nose.

- 4 Don't forget to clean the nose pads**
and the temples to remove excess make-up and hair products. Dirt and oil from our skin and hair can accumulate, resulting in greasy frames that are more likely to slip.

- 5 Let the lenses air dry**
or use a microfiber cloth for drying. Using clothing, washcloths or napkins can cause microscopic scratches to the lens surface.

PRO TIP:

When washing your lens cloths, **don't use fabric softeners or dryer sheets!**
Let the cloth air dry.



HOW TO CARE FOR YOUR GLASSES



DO:

Have your glasses **professionally adjusted every few months** and avoid attempting your own adjustments and repairs.

Always **use both hands** to put on, adjust and remove your glasses. Using only one hand or pressing on the nosepiece can **weaken the screws and eventually break the frame.**

"On your face or in your case!"
Always store your glasses inside of a hard case with the lenses facing up.



DON'T:

leave your glasses on your bathroom sink or vanity due to risk of splashing and exposure to corrosive chemicals.

Don't put your glasses on your head or hang them from your shirt collar. These habits will warp and widen the frame, making it lose its shape and strength.

NEVER USE GLUE to fix your frame or attempt DIY hacks for scratched lenses. **These can cause permanent damage and void warranties.**

Never leave your glasses on your dashboard or in a hot or cold car.



HOW TO CARE FOR YOUR GLASSES



DO:

Have your glasses **professionally adjusted every few months** and avoid attempting your own adjustments and repairs.

Always **use both hands** to put on, adjust and remove your glasses. Using only one hand or pressing on the nosepiece can **weaken the screws and eventually break the frame.**

"On your face or in your case!"
Always store your glasses inside of a hard case with the lenses facing up.



DON'T:

leave your glasses on your bathroom sink or vanity due to risk of splashing and exposure to corrosive chemicals.

Don't put your glasses on your head or hang them from your shirt collar. These habits will warp and widen the frame, making it lose its shape and strength.

NEVER USE GLUE to fix your frame or attempt DIY hacks for scratched lenses. **These can cause permanent damage and void warranties.**

Never leave your glasses on your dashboard or in a hot or cold car.

